




Q1 Revenue as of March 31, 2022

Presentation on April 26, 2022

Ensemble,
déCarbons
l'économie
2021



Strong revenue growth

Good level of activity in France and internationally

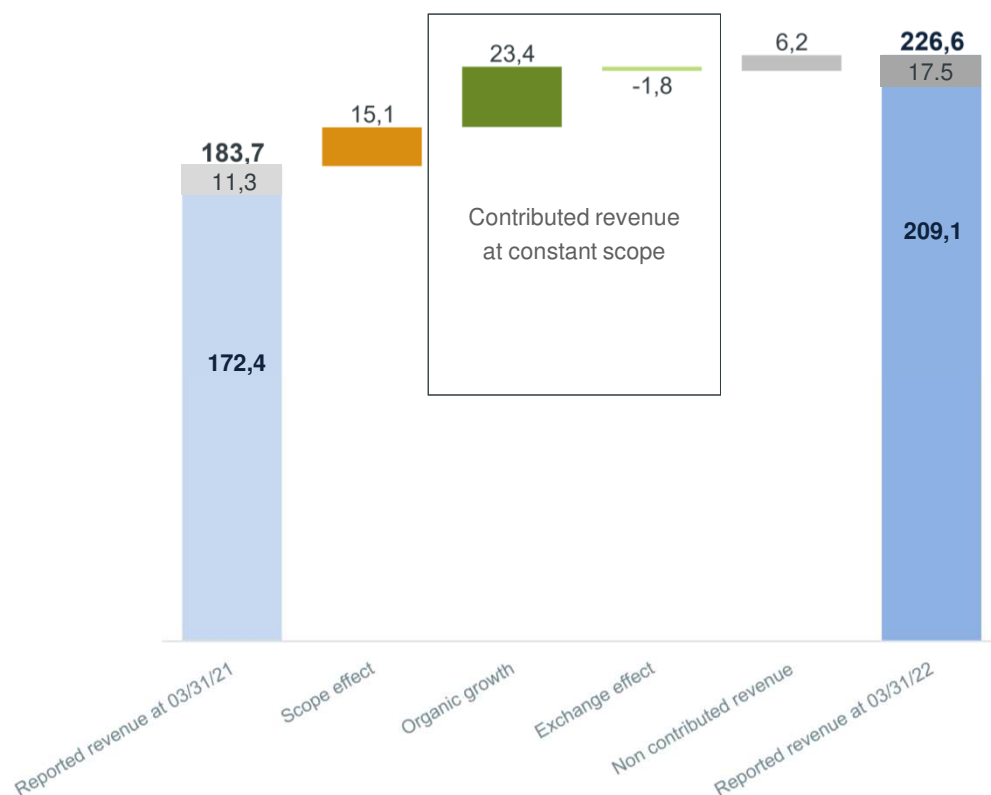
- **Strong growth in contributed revenue: +21%**
 - Scope effect in France: Séché Assainissement consolidated as of January 1, 2022
 - Scope effect internationally: Spill Tech over 2 months (consolidated as of March 1, 2021)
- **Sustained organic growth: +14%**
 - Solid activity in France: Contributed revenue +7%
 - International momentum: Revenue +30%
- **Growth targets confirmed for 2022**



Spill Tech (South Africa)

Contributed revenue up +21% Positive trends confirmed within all scopes

Change in Reported revenue in €m



- Non-contributed revenue: €17.5 million (vs. €11.3 million as of 3/31/2021)
 - TGAP (tax on polluting activities): €13.0 million (vs. €11.3 million as of 3/31/2021)
 - IFRIC 12 revenue: €4.5 million (vs. €0.0 million as of 3/31/2021)

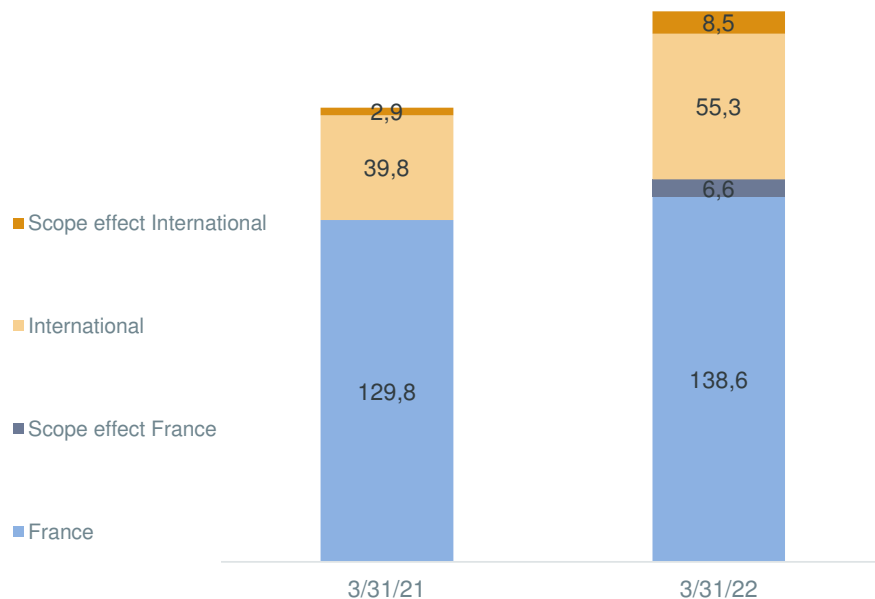
- **Contributed revenue: €209.1 million** (vs. €172.4 million at 3/30/2021) i.e. +21.3% (reported data)
 - Scope effect: +€15.1 million
 - Spill Tech contribution from 3/1/2021
 - Consolidation of Séché Assainissement on 1/1/2022
 - Exchange rate effect: €(1.8)m mainly on ZAR
 - **Sustained organic* growth: Contributed revenue +13.7%**
 - Solid contribution from all activities and all regions

** At constant scope and exchange rates

Sustained organic growth in the main regions

Solid contribution from acquisitions

Change in Contributed revenue in €m
(actual scope)



International: Revenue €63.8 million i.e +49.8% (reported data)

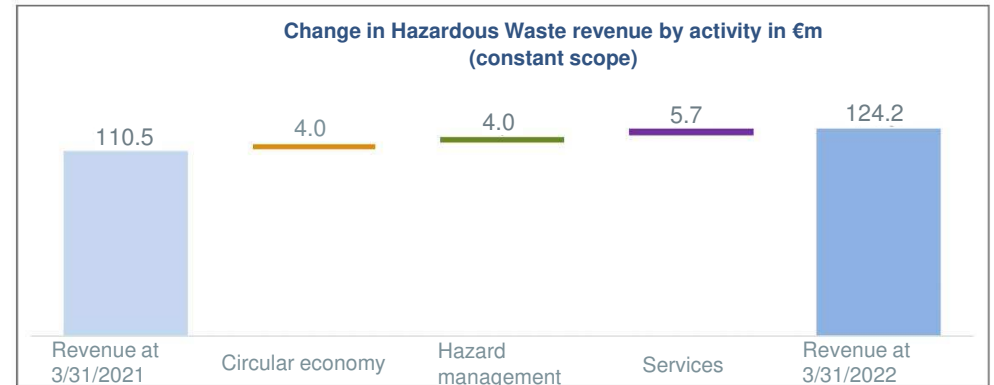
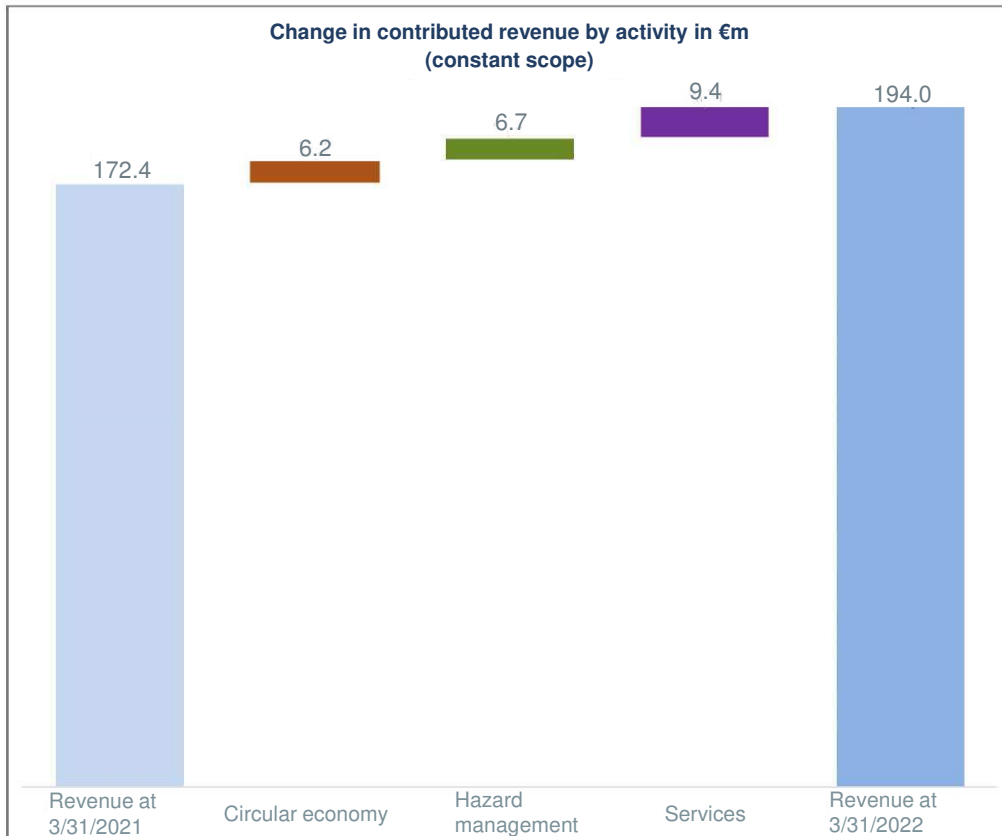
- Scope effect: +€8.5 million – Spill Tech's contribution in January and February
- **Sustained organic growth: Revenue up +29.5%**
 - Europe: Revenue +22.9% at €19.6m – Strong growth at Mecomer and Valls
 - South Africa: Revenue +13.9% at €20.6m – Solid business level at Interwaste and dynamic growth at Spill Tech
 - LatAm: Revenue +197% at €7.9m – Signs of recovery and Services dynamics
 - Rest of the World: Revenue +38.3% at €7.2m (Solarca)

France: €145.2 million in contributed revenue, i.e +11.9% (reported data)

- Scope effect: +€6.6 million – Integration of Séché Assainissement
- **Solid organic growth: Contributed revenue +6.9 %**
 - Good production levels
 - Regulations and customers' needs for circular economy solutions
 - Favorable commercial effects

Dynamic performance across all activities

Solid contribution from Services in France and internationally



Contribution of divisions

Dynamic performance by the HW division internationally

Change in Contributed revenue by division in €m
(actual scope)



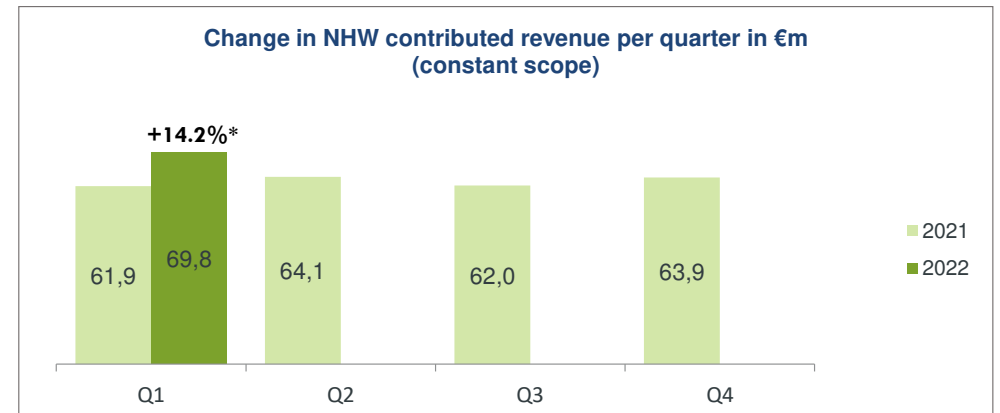
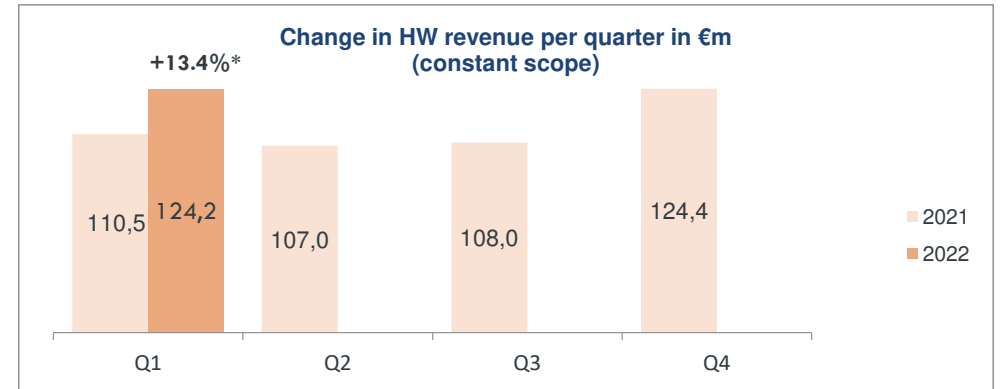
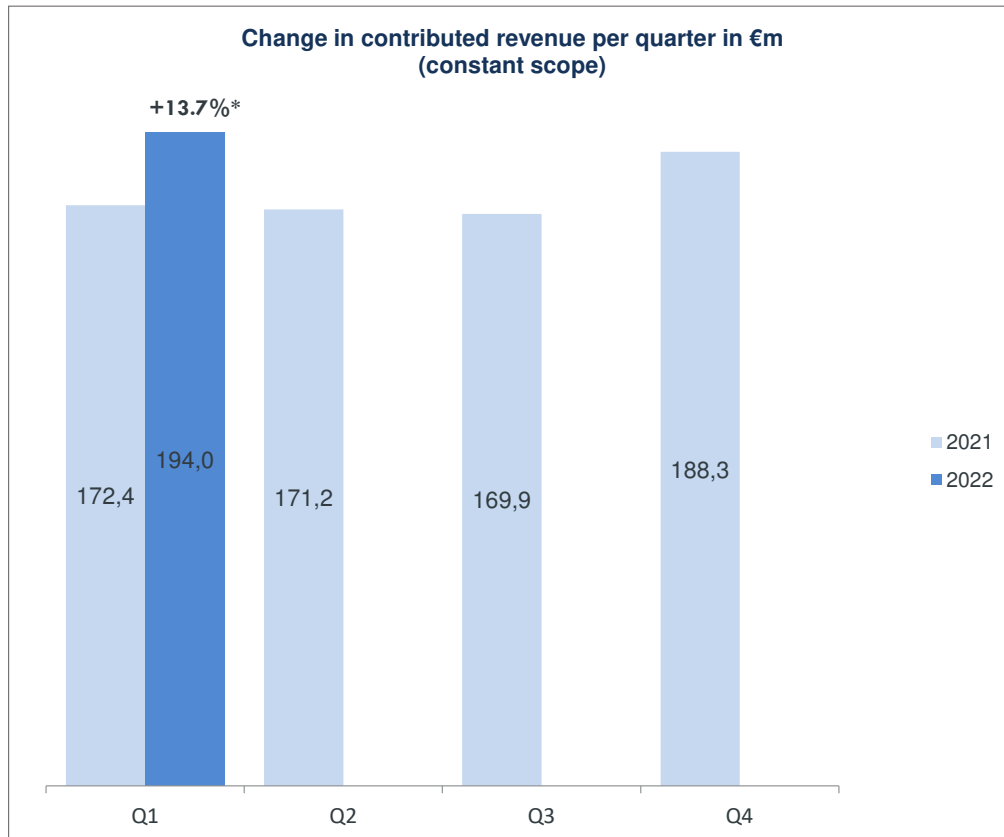
NHW division: €76.4 million in contributed revenue, i.e. +23.3% (reported data)

- Scope effect: €6.6 million (Séché Assainissement)
- **On a like-for-like basis: Contributed revenue +14.2%**
 - France: +14.7% to €55.0 million – Dynamic performance by Hazard Management markets (+19.0%) and Services (+29.2%)
 - International: +12.6% at €14.8 million – Contribution of Interwaste

HW division: €132.7 million in revenue, i.e. +20.0% (reported data)

- Scope effect: +€8.5 million (Spill Tech)
- **On a like-for-like basis: Revenue +13.4%**
 - France: +2.4% to €83.8 million – Growth on circular economy markets (+9.4%) burdened by a slight decrease in Hazard management businesses
 - International: +46.0% to €40.4 million – Dynamic performance by Services (Spill Tech: Revenue +44.8%) and Hazard management activities in line with soil remediation in LatAm (Kanay: +277%)

Strong quarterly growth High business level compared to recent periods



* At constant exchange rates

Outlook confirmed Annual revenue target confirmed

- **Favorable trends continued** across all regions
- Non-linear growth in Services activities:
Environmental emergencies (Spill Tech),
Decontamination (Peru)
- **Growth target confirmed: increase in activity comparable to the trend observed in H2 2021 (around 5%)**



Séché Assainissement



*This document may contain information of a provisional nature.
This information represents either trends or targets at the date of this document's creation and may not be considered as results forecasts or as any other type of performance indicators.
This information is by nature subject to risks and uncertainties which are difficult to foresee and are usually beyond the Company's control, which may imply that expected results and developments differ significantly from announced trends and targets. These risks notably include those described in the Company's Universal Registration Document, which is available on its website at www.groupe-seche.com.
This information therefore does not reflect the Company's future performances, which may differ significantly therefrom, and no guarantees can be given regarding the achievement of any provisional figures.
The Company makes no commitment on the updating of this information. More detailed information on the Company can be obtained on its website (www.groupe-seche.com), in the Regulated Information section.
This document does not constitute an offer of shares or a solicitation in view of an offer of shares in any country, including the United States. Distribution of this document may be subject to the laws and regulations in force in France or other countries. Persons in possession of this document must be aware of these restrictions and observe them.*

Contact

Manuel Andersen
Head of Investor Relations
m.andersen@groupe-seche.com
www.groupe-seche.com